

# **CBS**

## **Colegio Bautista Shalom**



### **English**

### **4th.Grade**

### **Unit Two**

## Index

Week 1

Wh Question

Week 2

Summary Wh question

Week 3

The numbers 1 to 100

Week 4

The numbers 10 to 1000

Week 5

Past simple: be

Week 6

Past simple irregular verbs

Week 7

Past simple regular verbs

Week 8

Special dates.

Worksheets






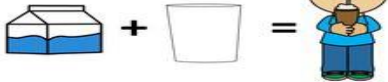


## WH- Questions

WEEK 1

LESSON 1

Warm up: Look the action and guess.

<b>Who</b> is a person 	<b>What</b> is a thing or an action 	<b>When</b> is a time 
<b>Where</b> is a place 	<b>Why</b> is the reason something happened 	<b>How</b> is a number, or the way something is done <b>2</b> or 

Example:

Hi Linda Where do you  
Plan to go on vacation?

I plan to go to Petén.

When do you go?  
How do you feel? I am happy.

Next week.

Who is there?

My dad is there.

Why?

Because He works there.

Activity # 1

Instructions: In pairs practice the conversation.

Activity # 2

Instructions: Look at the picture and answer the question.

Who is he? \_\_\_\_\_.

What does he do? \_\_\_\_\_.

How does he feel? \_\_\_\_\_.

Where does he work? \_\_\_\_\_.



Paul

## Emotions and Feelings



## WH Questions

### Lesson 2

Warm up: Sing when I am happy.



How do you feel today?

I feel sad, tired and hungry.


Why?

Because today is Friday.

### Activity # 1

Wh- questions	To ask for	Example
<b>What</b>	An object	What is this?
<b>Where</b>	A place	Where do you go?
<b>Who</b>	A person	Who is that woman?
<b>When</b>	Time	When is your birthday?
<b>Why</b>	An explain	Why are you happy?
<b>How</b>	Someone's state or the way something is done.	How do you feel

Instructions: Look at the pictures and describe how these people feel.



## Activity # 2

Instructions: Read and answer the questions.

What's your name? \_\_\_\_\_.

How old are you? \_\_\_\_\_.

When is your birthday? \_\_\_\_\_.

Who is your favorite actor? \_\_\_\_\_.

Why? \_\_\_\_\_.

Where do you live? \_\_\_\_\_.



**Homework:** Investigate about your favorite actor the same questions from activity # 2.

## Lesson# 3

Review. Solve the worksheet.

### Practice with the WH Question

## Week II

## Lesson # 4

Warm up: Listen the riddle and guess who is.

Who is your favorite actor

Why?

What is your favorite movie?

When do you watch it?



My favorite actor is Jackie Chan.

Because he's a funny actor.

My favorite movie is Karate Kid

Every day.

## Activity # 1

Instructions: Order the following questions correctly.

are your Who parents? \_\_\_\_\_.

birthday? When is her \_\_\_\_\_.

it? time What is \_\_\_\_\_.

Why they tired? are \_\_\_\_\_.

How it? Is much \_\_\_\_\_.

your are Where parrots? \_\_\_\_\_.

Activity # 2

### Watch a movie

Lesson 5

Warm up: Play the telephone is broken.



Activity # 1

Instructions: watch the movie.

Activity # 2

Instructions: During the movie take notes about the principal scenes.

Evaluation: Comment about the movie.

Homework: Put in order your notes and prepare a comment about it.

### Roundtable

Lesson 6

Warm up. Play hangman.



## Activity # 1

Instructions: Talk about the movie.

Key Questions:

- Who is the principal actor or actors, actresses?
- What is the main idea?
- Where are the actors?
- How do the actors feel?
- Do you like the movie?


## The Numbers

Week 3

Lesson 7

Warm up: In groups put in order the words and make sentences.

Tips: After number 12, all number end in teen.

1 = One	6 = six		13= thirteen	17 = seventeen
2= two	7 = seven		14= fourteen	18= eighteen
3 = three	8= eight		15 = fifteen	19=nineteen
4= four	9= nine		16 = sixteen	
10 = ten	11= eleven	12 = twelve		

Numbers: and 15 work the same way, but have a little change. Three becomes Third and five becomes fif.

Examples:

I buy eighteen candies.	The building has fifteen floors.
I'm ten years old.	My cat is twelve years old.
I have two sisters.	I eat six tortillas.



## Activity # 1

Instructions: Count and write. Look around the class how many girl and boys are in your classroom.

## Activity # 2

Instructions: read and match.

- |                                   |        |
|-----------------------------------|--------|
| 1. Days of the week               | Twenty |
| 2. Months of the year             | Seven  |
| 3. Fingers in your hands and feet | twelve |

## The number 20 to 100

### Lesson 8

Warm up: The numbers from 20 to 100.

20 = twenty	60 = Sixty
30 = thirty	70 = Seventy
40 = forty	80 = eighty
50 = fifty	90 = ninety
100 = One hundred	

#### Tips:

Numbers 20, 30, 40, 50, 60, 70, 80, 90 inty.

#### Example:

Three+ty= Thirty.  
Four+ty= Forty  
Six+ty=Sixty



## Activity # 1

Instructions: Make groups and guess what the correct answer is.

1. The number is - ? Fifty is the  $\frac{1}{2}$  of forty.
2. The number is - ? Thirty is the double to forty.
3. The number is - ? Seventy? Numbers is.
4. The number is - ?  $\frac{1}{2}$  of one hundred.

Activity # 2 Instructions: Spell your cell number.



## Review the numbers

### Lesson 9

Warm up: Listen the number and guess.



Ten



Twenty



Thirty



Forty



Fifty



Sixty



Seventy



Eighty



Ninety



One Hundred

Examples:

My Dad gives me one hundred quetzals. But I buy a book with Q. twenty, my mom give me Q. ten now I have Q. ninety.

#### Activity # 1

Instructions: Write in your notebook a short math problem and read it.

#### Activity # 2

Instructions: Lets count by 10s by lines.



#### Activity # 3

Instructions: In pairs. Say to your pair some numbers and he/she has to make it take turns and write your record. How many numbers you make in a minute.

Evaluation: Listen and solve.

## The numbers 100 to 1000

Week 4

Lesson 10

Warm up: Sing the song the little Indians.

100 One hundred	200 Two hundred	300 Three hundred	400 Four hundred	500 Five hundred
600 Six hundred	700 Seven hundred	800 Eight hundred	900 Nine hundred	1000 One thousand

Examples:

Read and learn.

326 Three hundred and twenty-six.

537 Five hundred and thirty-seven

412 Four hundred and twelve.

649 Six hundred and forty-nine

Activity # 1

Instructions: Read and write the number.

Five hundred and seventy-three \_\_\_\_\_ Six hundred and forty-one \_\_\_\_\_

Seven hundred twenty \_\_\_\_\_ Two hundred and ninety- six \_\_\_\_\_

Four hundred and fifty seven \_\_\_\_\_ One Thousand \_\_\_\_\_

Activity # 2

Write the number that are missing.

Five hundred and sixty-three \_\_\_\_\_ 5 3 \_\_\_\_\_ Six hundred and ninety-six \_\_\_\_\_ 96 \_\_\_\_\_

Five hundred and thirteen \_\_\_\_\_ 5 \_\_\_\_\_

Activity 3

Instructions: Say some numbers and everybody in the group have to write it.

Evaluation: Say the number.

## The numbers

### Lesson11

Warm up: Write numbers in a minute.



My favorite subject is math I like to do additions, subtractions, multiplications, divisions. For example:

Two hundred + four hundred - one hundred X 2 / 6 = two hundred.

### Activity# 1

Instructions: With the help of your teacher, complete the following codes

1 \_ 4 5 \_ \_ \_ 6 \_ \_ 4 7 5 \_

9 8 \_ \_ \_ 1 0 \_ \_ 5 6 3 \_

7 5 0 \_ 4 \_ \_ \_ \_ 4 \_ \_ \_

6 \_ \_ \_ 5 \_ \_ \_ \_ 1 5 \_ \_ 2

### Activity # 2

Instructions:

My mother every day go to the supermarket and each day buy different things on Monday she spend

\_\_\_\_\_ on Tuesday \_\_\_\_\_ on Wednesday \_\_\_\_\_ on thursday


\_\_\_\_\_ on Friday \_\_\_\_\_ she likes to go to the supermarket.

Evaluation: play the telephone is broken by lines.

## Lets go to shopping

### Lesson 12

Warm up: Look at the board and guess what is the missing number.



### Activity #1

**Let's go to shopping.** Paste the flashcards in your notebook. You can buy with Q. 1,000. Write the prices and things name. Do the addition.

ITEMS	YES	NO
Correct grammar		
Follow instructions		
Responsibility		
Behavior		
Share in the correct way.		

## Past Simple: Be

Week 5

Past Simple: Be

Affirmative		Negative	Question
<b>I / He / She / It</b>	was	<b>I / He / She / it</b> wasn't	<b>Was</b> I / He / She / It ...?
<b>You / We / They</b>	were	<b>You / We / They</b> weren't	<b>Were</b> you / We / They

**There are two forms of the past tense for be:** was and were  
Was **is the past tense of am** and is. Were **is the past tense of are**.  
Wasn't= **was not** weren't = **were not**  
Expressions: **Last night, yesterday, Last month, last week, yesterday afternoon. Last weekend.**

Examples: He was at the office yesterday all day.

My brothers were tired last night.

I was happy yesterday.

I wasn't late for school yesterday morning.

### Activity 1

Instructions: Write the correct verb to in past.

I \_\_\_\_\_ very happy yesterday.

She \_\_\_\_\_ sick last week.

They \_\_\_\_\_ at the park last week.

We \_\_\_\_\_ late for the school.



### Activity #2

Instructions: Read the text and write in your notebook the verb to be in past.

I was born on January 18<sup>th</sup>. My parents were in the mall when I was born. I was a cute baby, my parents were very happy. I was a healthy baby. My mom was with me in the house. My dad was busy in the office. They were for me all time.

### Activity #3

Instructions: Copy in your notebook Genesis 1 and underline verb to be in past was and were.

### The Beginning

**1** In the beginning God created the heavens and the earth. Now the earth was formless and empty, darkness was over the surface of the deep, and the Spirit of God was hovering over the waters.

### Negative sentences Past Simple: Be

### Lesson 14

I was not crazy  
I was in the Moon  
Yesterday night.



Examples:

I was not tired this morning.

You were not crazy.

He was not married.

She was not famous.

It was not hot yesterday

#### Activity # 1

Instructions: Answer the questions.

1. Were you in your house yesterday afternoon? \_\_\_\_\_.
2. Were you happy last weekend? \_\_\_\_\_.
3. Were you tired afternoon night? \_\_\_\_\_.
4. Were you at the restaurant last Monday? \_\_\_\_\_.
5. Were you angry with your brother yesterday? \_\_\_\_\_.

#### Activity # 2

Instructions: Go with 1 members of your family and answer the same questions.

#### Activity # 3

Instructions: Read and order the sentences.

Evaluation: Listen and follow the story.

**Homework:** Write about when were you born?

## When I was a baby

### Lesson 15

Warm up: Play Simon says.



### Activity # 1

Instructions: read the biographies.

Evaluation: Fill the square.

## Past Simple: Irregular Verbs

Week 6

### Lesson 16

Warm up: Play the mirror

Affirmative	Negative	Question
<b>I / You / We / They</b> Slept	<b>I/ you/We/They</b> <b>didn't sleep.</b>	<b>I/ you / We / They</b> <b>sleep?</b>
<b>He / She / It</b>	<b>He / She/ It</b>	<b>He / she / it</b>
Common irregular verbs: <b>Begin-began</b> <b>Break-broke</b> <b>drink-drank</b> <b>go-went</b> <b>see-saw</b> <b>read-read</b>	<b>drive-drove</b> <b>have-had</b> <b>sleep-slept</b> <b>buy-bought</b> <b>Eat- ate</b> <b>make-made</b>	<b>spek-spoke</b> <b>come-came</b> <b>find-found</b> <b>meet-met</b> <b>take-took</b> <b>do-did</b>
		<b>give-gave</b> <b>write-wrote</b> <b>run-ran</b> <b>write-wrote</b> <b>swim-swam</b> <b>say-said</b>

Examples:

We ate cereal for breakfast this morning.

Sandy took a shower last night.

They saw elephants at the zoo yesterday.

My family went to the beach last week.



## Activity # 1

Instructions: Write the verb in the past tense.

Read I \_\_\_\_\_ five books last month.

Drive My dad \_\_\_\_\_ his new car to work this morning.

Find Amy \_\_\_\_\_ a ring on the street this morning.

Drink Andy \_\_\_\_\_ five glasses of milk yesterday.

write I \_\_\_\_\_ my name in the book yesterday.

## Activity # 2

Instructions: draw in your notebook 2 activities that you did yesterday.

Evaluation: Listen the riddle and guess. My mother made me a house without door and without windows and when I tried to get out, I broke through the wall. A chick.

## Past Simple

### Lesson 17

Warm up: Listen the music with the music stop choose one partner and say him/her your riddle.

Negative	Question
<b>I/ you/We/They</b> didn't sleep.	<b>Did</b> I/ you / We / They <b>sleep?</b>
<b>He / She/ It</b>	He / she / it

Did you watch TV?  
I went to the mall.  
I didn't buy anything

I didn't watch TV. and you?  
M.mm I went too. Did you  
Buy something?



## Activity # 1

Instructions: Write in your notebook a short conversation use questions affirmative and negative answers.

## Activity # 2

Instructions: Do the following questions to your teacher.

1. Did you go to the mall last weekend? \_\_\_\_\_.
2. Did you do exercises last night? \_\_\_\_\_.
3. Did you go to the restaurant last Friday? \_\_\_\_\_.
4. Did you sleep late this morning? \_\_\_\_\_.
5. Did you read a book last year? \_\_\_\_\_.

## Lesson 18

Review. Solve the worksheet.

### Regular verbs in past

## Week 7

## Lesson 19

Read and Learn.

### THE PANCAKE



Once upon a time, a mom was making breakfast for her children "Let's have pancakes today!" said the mother "Oh, goody! Cried the Children. They loved pancakes so their mother started frying the Pancakes. The children were very hungry. "Please hurry mom," "They said. "We want to eat it now!" The pancake heard the children. It was afraid. When the mom tried to take the pancake out of the Pan, the pancake started to roll. It rolled and it rolled and it rolled!

It rolled off the table and onto the floor. Then it rolled like a wheel right out of the door "stop!" say The mom. "Stop, stop, stop!" said the children. But the pancake rolled on and on. It rolled and it Rolled and it rolled. The Dad was outside working "stop!" said the father, "I want to eat you" "you Can't eat me" said the pancake and it rolled on. It rolled and it rolled. The pancake rolled on into the Woods. A bear was near the road. Stop said the pancake, and it rolled on. It rolled and it rolled and it rolled. The pancake came to a river. There was a dog on the other side of the river. Help me said the pancake I can't roll across the river. GET ON MY HEAD SAID THE DOG. The dog swam with the pancake on his head. Woof, woof, said the dog and that was the end of the pancake.

#### Common regular verbs:

Play-played	talk-talked	try-tried	want-wanted
Jump-jumped	dance-danced	cry-cried	paint-painted
Watch -watched	cook-cooked	help-helped	walk-walked
Wash-washed	start-started	work-worked	clean-cleaned

Examples:

I played soccer with my friends.

You cooked a delicious lunch.

She worked in the hospital.

They watched a movie.

Activity # 1

Instructions: Read again the story and write in your notebook only the sentences with regular verbs.

Activity # 2

Instructions: Draw something about the story.

Activity # 3

Instructions: Comment about the story.

### The regular verbs

Lesson 20

Warm up: Listen the verb and an action.

Common regular verbs:

**Play-played**

**Jump-jumped**

**Watch -watched**

**Wash-washed**

**talk-talked**

**dance-danced**

**cook-cooked**

**start-started**

**try-tried**

**cry-cried**

**help-helped**

**work-worked**

**want-wanted**

**paint-painted**

**walk-walked**

**clean-cleaned**

Examples:

Did you wash your car? I washed my car.

Did you help to your mom? I helped to my mom.

Did john clean his bedroom? He cleaned his bedroom.

Activity # 1

Instructions: Read the crazy stories.

Activity # 2

Instructions: Listen the story. The ant's picnics write all the verbs in past that you listened.

Activity # 3


Instructions: Write sentences using the verbs wrote it.



## Special dates

Week 8

Lesson 22



Holidays: Back to school, Valentines day, Womans day, Holy week, Mothers day, Fathers day and teachers day,Independences day United States, Asuncions day, Independences day Guatemala, Childrens day, Mans day, Christmas.



Examples:

When is your birthday ? My birthday is on December. On December first.( 1<sup>st</sup> )  
When is mom's day? The mom's day is on May. On may tenth. ( 10<sup>th</sup> )

Activity # 1

Instructions: write the special dates for you.

---



---

Activity # 2

Instructions: Answer the questions to three members of your family and write.

Names	When were you born?	When is your birthday?

### Activity # 3

Instructions: Read the song and sing.



#### Happy birthday

Happy birthday to you//

There is a cake for you

There are balloons and candies

And the hot dogs too.

#### Special dates

Lesson 23

Warm up: Sing the song happy birthday.

April 10<sup>th</sup>.



We helped to my mom.

April 15<sup>th</sup>.



I ate chicken with French fries.

April 19<sup>th</sup>.



I played with my car.

### Activity # 1

Instructions: In groups read the flashcards? Take turns.

### Activity # 2

Instructions: Talk about the activities.

Lesson 24

Who is the character: \_\_\_\_\_?

Special dates: \_\_\_\_\_.

Places: \_\_\_\_\_.

Verbs in past: \_\_\_\_\_.

---

**Worksheet**

Instructions: Paste a newspaper's new. Read it and answer the questions.



What's happening? \_\_\_\_\_.

When happened? \_\_\_\_\_.

Who are the persons? \_\_\_\_\_.

How happened? \_\_\_\_\_.

Why happened? \_\_\_\_\_.

\_\_\_\_\_.

# Worksheet

Date: \_\_\_\_\_.

Instructions: Investigate the age the following Bible 's characters. Write the ages in letters.

Score: 5 points.



Noah

\_\_\_\_\_.



Solomon

\_\_\_\_\_.



Moses

\_\_\_\_\_.



Abram

\_\_\_\_\_.



Joseph

\_\_\_\_\_.



**Worksheet**


Instructions: Read the words, make sentences and draw.

. was baby I cute a

---


. school last they at were morning the

---




. happy was he

---




. were yesterday you angry

---



.was my in this kitchen mom the morning

---



## Worksheet

Instructions: Read the story and underline the irregular verbs. And write them on the lines.

### The shoemaker and the elves

Once upon a time, there was a shoemaker. The shoemaker was very poor. He only had enough

Money to make one last pair of shoes. He was very tired. So he cut out the shoes and when to bed. In the morning he was very surprise. The shoes we readymade. He called his wife to see the shoes. They couldn't believe it. The shoes were so beautiful. That day , the man came into the store. He loved the shoes. He paid the shoemaker lot of money for them Now the shoe maker could make more shoes. That night he cut out two pair of shoes and they left of on the table. When he wakes up, the shoes night after night. The shoemaker was completely finished. Soon two woman came into the store and bought the shoes. This happened night after night. The shoemaker was becoming rich. One night he asked to his wife who is making this shoe for us? Let's stay up tonight and see who is it? The shoemaker and his wife hid in the corner. Soon two little elves appeared and started making the shoe. They worked very quickly. When they finished they jumped up and ran away. The net morning the shoemakers wife said those little elves had helped us so much! I want to help them I will made them some new clothes and she did She made two little shirts two little hats two little pais of pants and two little vest, and two little pairs of socks. Then the shoemaker made the elves two tiny pairs of shoes. That night they put the little clothes on the table. When the elves came in they saw the clothes They got dressed and started to dancing And singing finally they danced out the door. The shoemaker and his wife never saw the elves again, but they lived happily ever after.

---

---

---



## Worksheet

Instructions: Look at the pictures and write sentences using the regular verbs in past.





---




---




---




---




---